



**European  
Investment  
Bank**



**MASTER OF SCIENCE IN  
FINANCE AND BANKING**

- ▶ Meeting the Practitioners: Alessandro Ronzoni, CFA

May, 09 2017



**European  
Investment  
Bank**

*The EU bank*

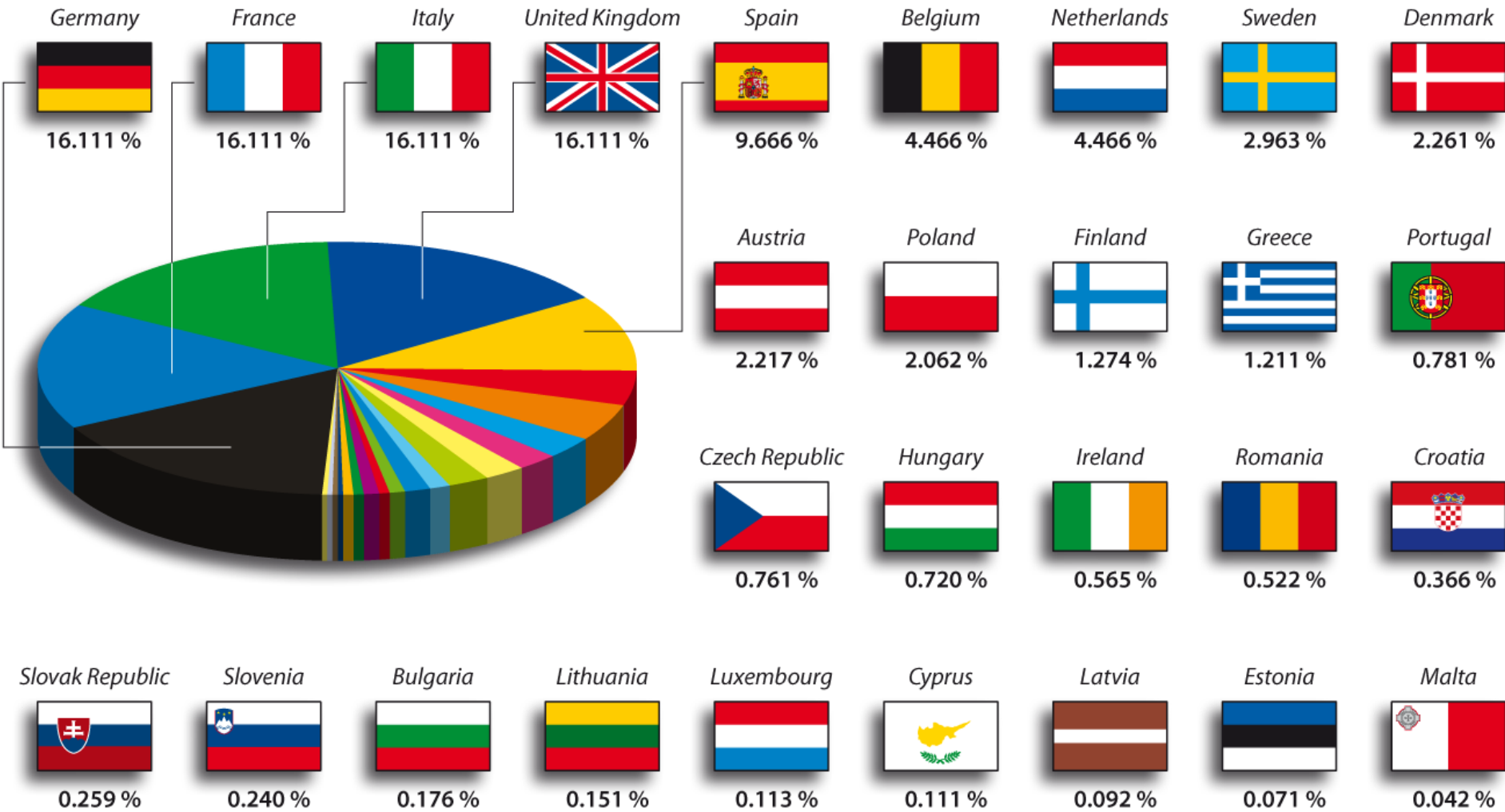
## EIB: the EU Bank



- ▶ Natural financing partner for the EU institutions since 1958
- ▶ Around 90% of lending is within the EU
- ▶ Shareholders: 28 EU Member States

**Investing in  
Europe's growth**

## EIB capital breakdown

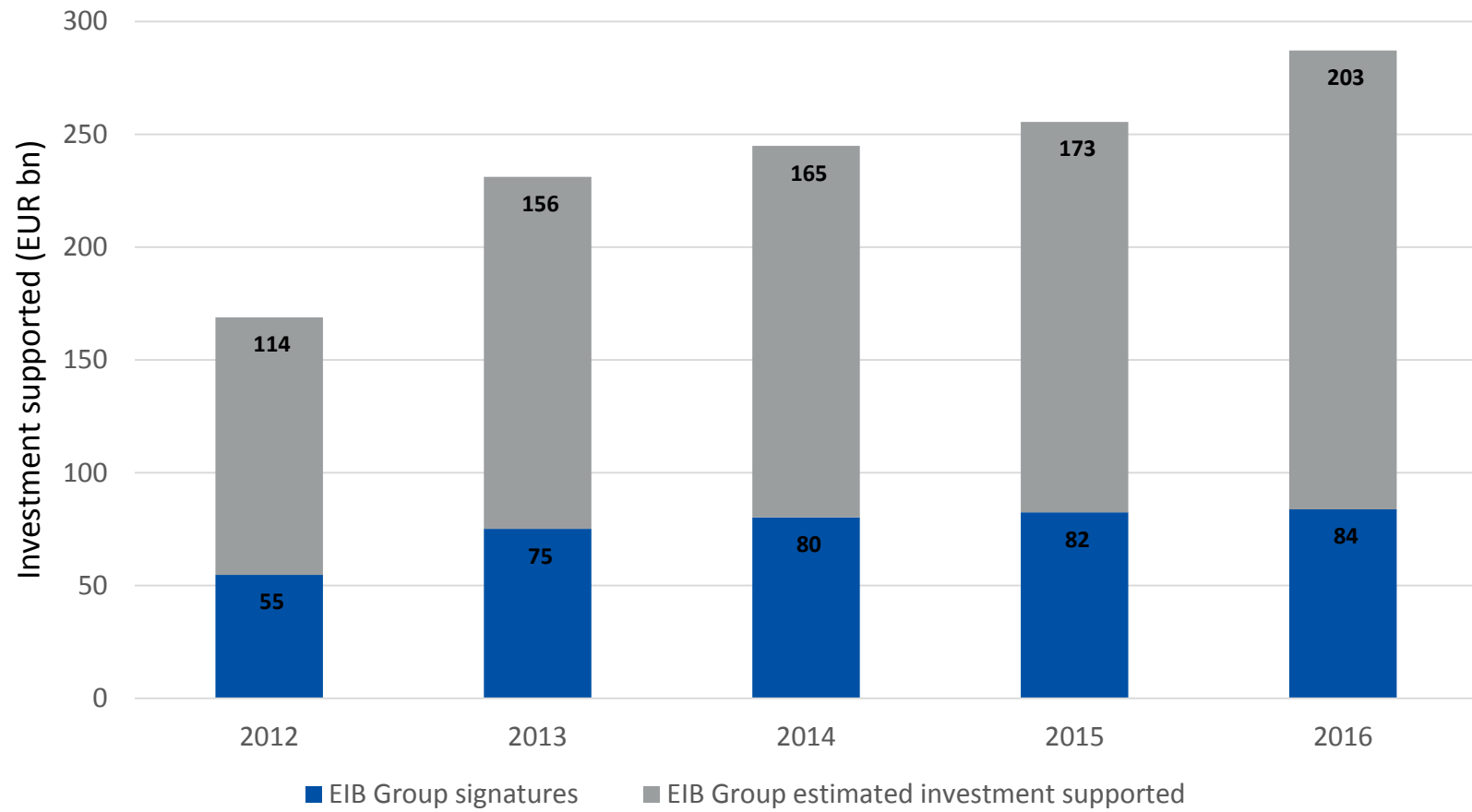




EIB lending in 2016  
(EIB signatures)



### EIB supported investments



We focus on our key priorities

## Environment



EUR



16.9bn

## Infrastructure



EUR



19.7bn

## Innovation



EUR



13.5bn

## SMEs



EUR



33.6bn

EIB Impact (1/2)



**JOBS**

4.4m jobs in small businesses



**HEALTH**

10m people with access to improved health services



**EDUCATION**

890 000 students benefiting from EIB projects



**WATER**

25m people benefiting from safe drinking water



**TRANSPORT**

960m additional passengers



**ENERGY**

4m households powered by EIB projects



**URBAN**

120 000 households in social and affordable housing



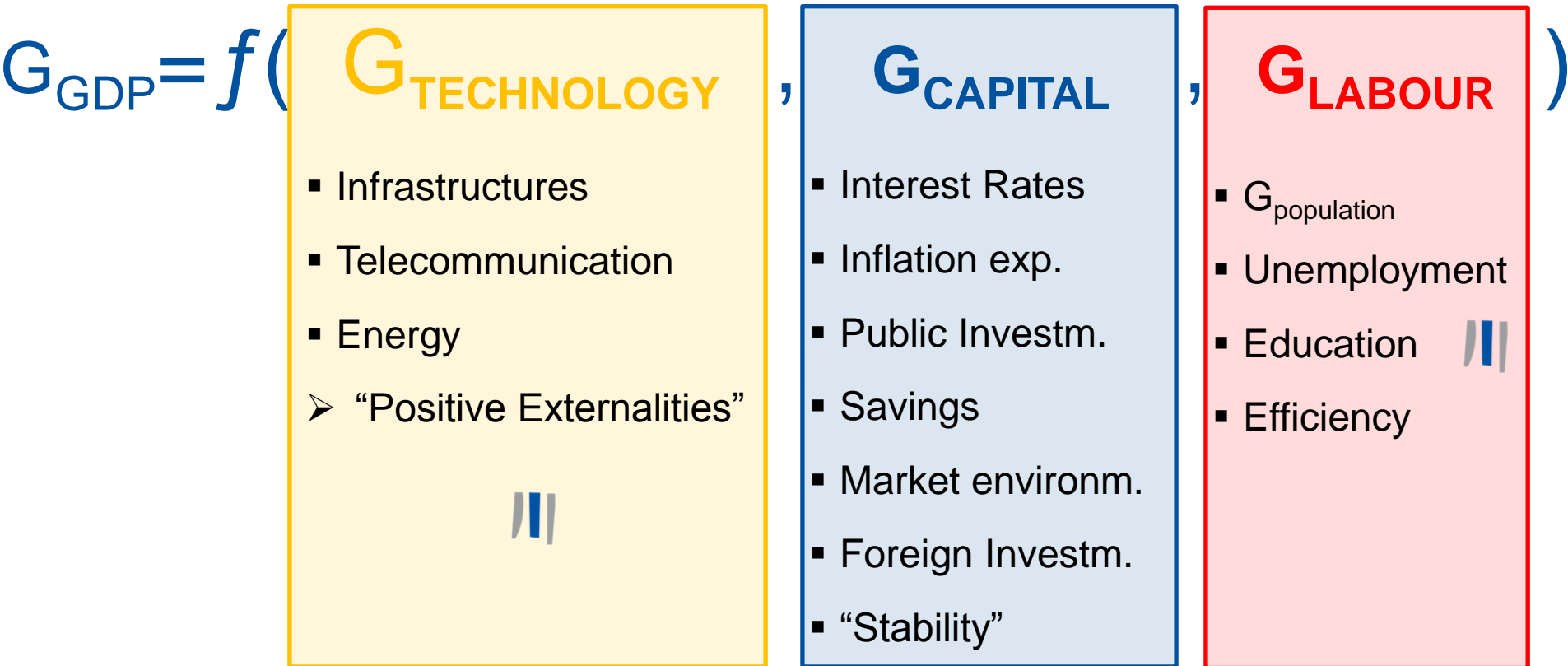
**DIGITAL**

11m people with new or upgraded connections

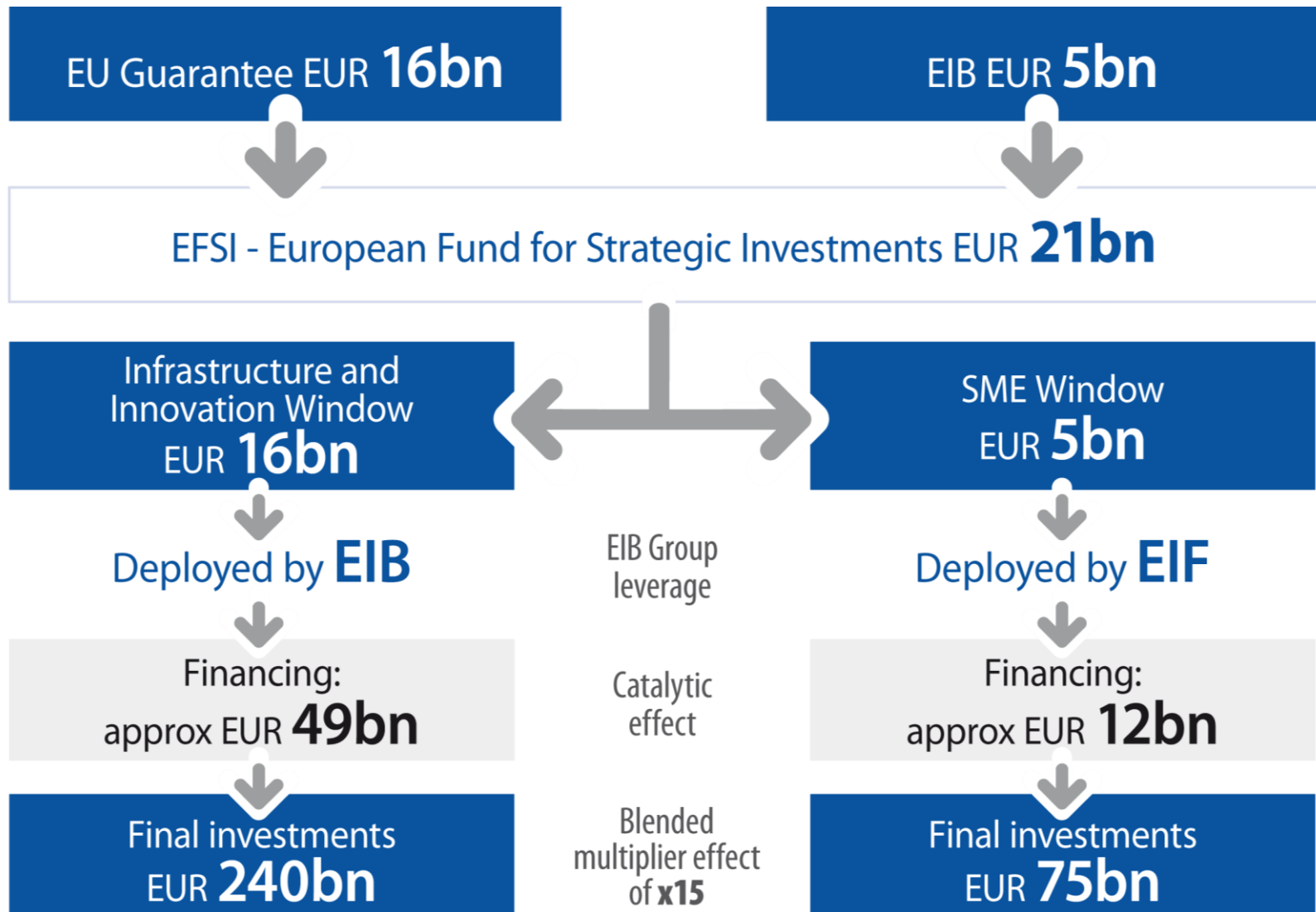


EIB Impact (2/2)

The Solow growth model



European Fund for Strategic Investments (EFSI) – “Juncker Plan”



EIB at a glance

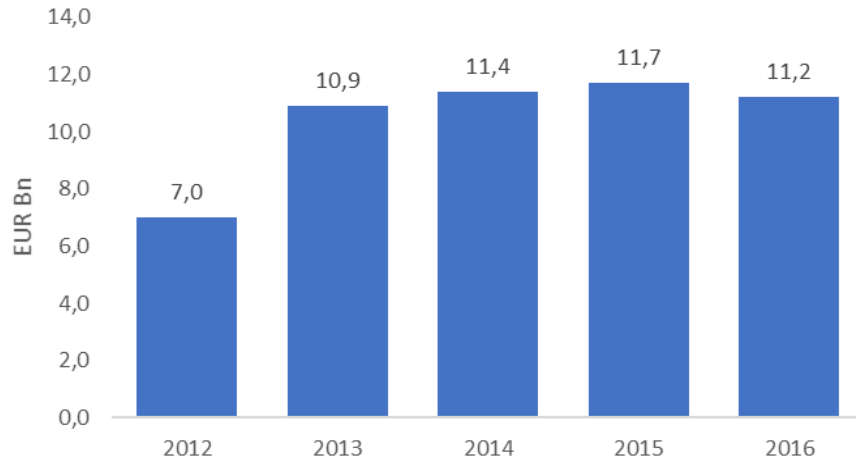
- ▶ Largest multilateral lender and borrower in the world
  - ▶ We raise our funds on the international capital markets
  - ▶ We pass on favourable borrowing conditions to clients
- ▶ Some 450 projects each year in over 160 countries
- ▶ Headquartered in Luxembourg and has 40 local offices
- ▶ Around 3 000 staff:
  - ▶ Not only finance professionals, but also engineers, sector economists and socio-environmental experts
  - ▶ Almost 60 years of experience in financing projects

The EIB at a glance

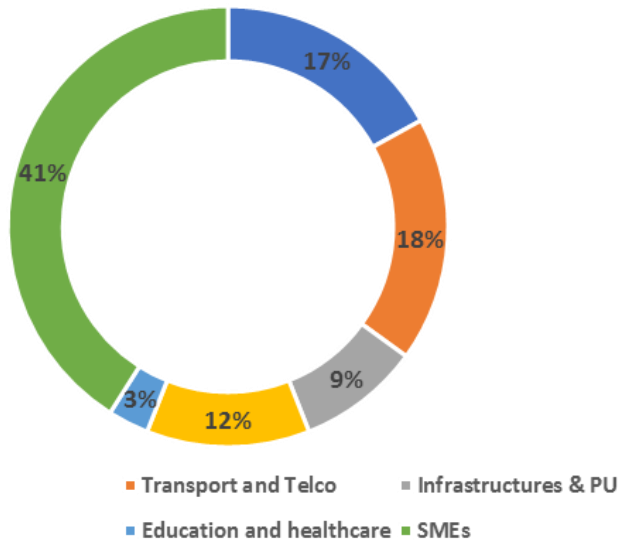
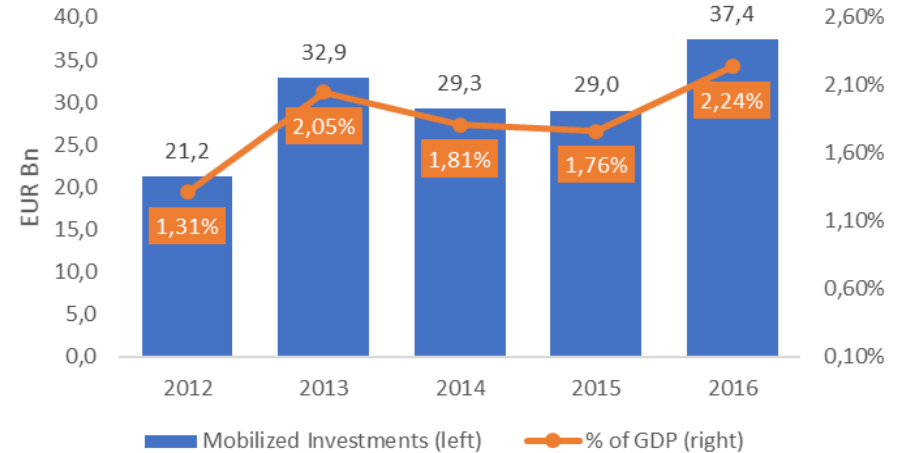


## EIB Group presence in Italy

### EUR 52Bn of loans in 2012 - 2016



### EUR 150Bn of Investment in 2012 - 2016



#### In 2016:

- ▶ **Mobilized investments of EUR 37,4Bn, equal to 2.24% of the Italian GDP, thanks to an implied multiplier of 3.34x.**
- ▶ **137 deals finalized in 2016 only**, including relevant strategic operation for the country
- ▶ **Main Counterparts:** Terna, ENI, FCA, Enel Green Power, A2A, Italgas, Ansaldo, Toscana Energia, ...
- ▶ **Relevant Operations:** Piano Scuola, FS rolling stocks, co-financing of regional plans (Puglia, Basilicata, Toscana), Passante di Mestre, ...

Questions

