



**University of Rome “Tor Vergata”
Department of Economics and Finance (DEF)**



(Gianni Nicolini)

Agenda

- 1 What is StockTrak
- 2 The aim of the competition
- 3 The structure of the competition
- 4 The rules of the game
- 5 Why to be part of it
- 6 Timetable and deadlines

What is StockTrak



StockTrak is an on line platform for trading simulations on stock, bond and derivatives markets.

A group of participants receive individually or as a team a virtual cash portfolio (e.g. 1,000,000€) that they can manage by trading financial securities listed on financial exchanges (e.g. Nyse, Nasdaq, London Stock Exchange, etc.) using almost real-time prices, coming from the financial markets.

The simulation is based on a set of rules that can include trading fees, portfolio constraints and other investment management criteria that make the simulation pretty close to the real world.

(For further information about StockTrak see <http://www.stocktrak.com/>)

The aim of the competition





The use of StockTrak in university programs represents a useful teaching tool that allow students of courses related with Finance and Investment to close the gap between theory and practices by a learning by doing process that will give the chance to...

- 1** Better understand the topics of the course (increasing the chance to better perform during the exam).
- 2** Apply and complete financial knowledge in order to develop a clear understanding about the functioning of the financial markets.
- 3** Experience the consequences of risk-taking in a financial portfolio's investment strategy.
- 4** Develop personal skills about (1) work as a team, (2) reporting and (3) presenting.

The structure of the competition



- 1** The participants can choose to cooperate in a team (up to 4 members*) and/or to manage an individual portfolio 
- 2** The member(s) will plan for a strategy and decide what, when and how much trade in every single trading day.
- 3** Who will break the market rules or that will loose the whole portfolio will be dropped by the competition.
- 4** The team/trader that at the end of the game (13 weeks)  will have the portfolio with the highest market value will be the winner of the competition.

**up to 5 for teams made by at least one student from the "Bsc" / "Triennio"*

The structure of the competition



In order to learn the basics about (1) the investment products (stocks, bonds, future, etc.), (2) the market pricing process, (3) the functioning of stock exchanges...

a preliminary meetings will be scheduled before the beginning of the competition to explain the functioning of the platform and more details.



The structure of the competition



Who is eligible to participate?

To be enrolled in the competitions, the participants must be student of one of the following programs:

- 1 CLEMIF (corso di laurea magistrale)***
- 2 Msc in Finance and Banking**
- 3 CLEM (corso di laurea magistrale)**



** Those who will complete the simulation can submit a request to be rewarded with 6 ECTS for "Other activities" (NO AUTOMATIC ECTS/CFU attribution).*





The structure of the competition



Who is eligible to participate?

To be enrolled in the competitions, the participants must be student of one of the following programs:

- 4 CLEM, CLEF, CLESE, CLEMIF (triennio)**
- 5 Bsc Business and Economics***
- 6 Bsc Business Administration and Economics***

The chance for other students to join the competition will be considered on request and will be assessed case by case.

The rules of the game



Each portfolio starts from
1,000,000€ cash.

The rules of the game

It is possible to trade on the following
financial products

Equities



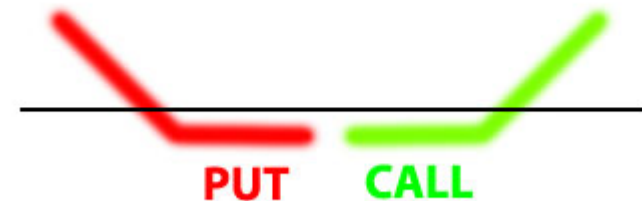
Futures



Bonds



Options



The rules of the game



Trading on Mutual funds, Hedge funds, Certificates, Structured products, Commodities (gold, silver, oil, energy, etc.)
is not allowed.

The rules of the game

Borrowing and lending facilities
(between participants or with
other virtual entities)
are not included.

The rules of the game



Trading will be possible referring the **StockTrack market conditions** (prices, quotations, liquidity, trading hours, etc.).

Data provided by the StockTrak platform will be the official reference points and no other data sources will be taken into account for the assessment of portfolios' value.

The rules of the game

Trading is allowed in the following markets



Why to be part of it



The participation to the event should be motivated by...



The **chance to learn** about the functioning of the financial markets by an empirical approach.



Increase the knowledge of topics that will be useful **to better perform at the exam.**



The **sake of competition** and the will to succeed.

Timetables and Deadlines



Period	Event	Time
November 2018	Marketing communication of the competition	
November 2018	Registration of participants and team compositions*	
November 2018	Preliminary meeting: Presentation of the competition and explanation about the functioning of the platform	(2h Presentation)
December 3 rd , 2018	Beginning of the competition (first trading day)	
January 2019	Top-performer presentation	(2 hours Presentation)
March 1 st , 2019	The end of competition (last trading day)	
March 15 th , 2019	Closing ceremony and closing remarks	(1 hour Award ceremony)



**Registration to the platform involves a team registration fee of \$33.95.*

(To be paid by credit card or Paypal)



How to participate



Students that are interested to be part of the competition have to register on line at

<https://goo.gl/forms/MxaulQmEsQT1oeMi2>

AND

Register the team on StockTrak at the following link:

<https://www.stocktrak.com:443/members/registerstudent?className=StockTrakRomeTorVergata2018-19>

The first trading day is Monday, Dec. 3rd 2018

(Registration will be allowed until Thursday Dec. 20th 2018)

**Registration to the platform involves a team registration fee of \$33.95.*

(To be paid by credit card or Paypal)



The trading platform



“StockTrakRomeTorVergata2018-19”

StockTrak Global Portfolio | www.stocktrak.com

bitcoin \$9930 (up 68% in last 30 days!) Did you know you can trade it NOW on Stocktrak.com? [Click Here To Trade](#)

Welcome, giannicolini | Logout | Help

STOCKTRAK GLOBAL PORTFOLIO SIMULATIONS

E.G. AAPL | LIVE COVERAGE

DASHBOARD | MY PORTFOLIO | TRADING | QUOTES/RESEARCH | RESOURCES | LEARNING | ADMIN

FOR OVER **25** YEARS, OUR STOCK MARKET SIMULATIONS AND VIRTUAL TRADING APPLICATIONS HAVE HELPED OVER **5,000,000** INDIVIDUALS IN OVER **50** COUNTRIES LEARN ABOUT THE STOCK MARKETS AND PRACTICE THEIR TRADING SKILLS.

42 89 236 15 7 42 89

STOCKTRAK GLOBAL PORTFOLIO SIMULATIONS

CLICK HERE TO LEARN MORE ABOUT OUR TRADING ROOM SOFTWARE

My Portfolio | Trading | Quotes | Contact Us | Documents | Register | Class Forum

\$5,143,369.13 MY PORTFOLIO | -17.3% PERCENTAGE CHANGE | \$23,945,453 CASH BALANCE | \$7,442,281.91 MARKET VALUE

THE LEADER IN VIRTUAL TRADING APPLICATIONS FOR UNIVERSITIES, HIGH SCHOOLS, CORPORATIONS, AND THE PUBLIC

REGISTER AS:

www.stocktrak.com